

MODEL #  
**RFOB**

TECHNICAL SPECIFICATION



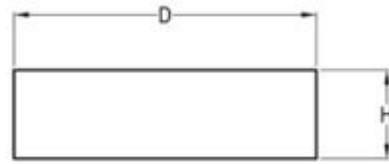
MODEL #:	WATTAGE:	VOLTAGE:	KELVIN:	SIZE:
TECHNOLOGY:	ACCESSORIES:			
PROJECT:	NOTES:			
TYPE:	AREA:			

FEATURES

PRODUCT IMAGE

**APPLICATION**  
Ceiling  
Indoor

**LOCATION**  
Damp



LIGHT PROPERTIES

Available Kelvin Options:



**LED CHIPS USED** LG/NICHIA/SAMSUNG  
**TESTED** LM80 AND LM82  
**CRI** 80+  
**LIFE HOURS** 50,000

WATTAGE	SOURCE LUMENS @40K	DELIVERED LUMENS
9	1259	1007
12	1520	1216
15	1750	1400
20	2494	1995
24	2793	2234
31	4000	3200

VOLTAGE
Standard: ND - 120V NON DIMMABLE
DV - 120V/277V NON DIMMABLE
TD - 120V TRIAC/ELV DIMMABLE
DVD - 120/277V 0-10V DIMMABLE



**ASL LIGHTING**

725 East state St. Trenton, NJ 08609 | info@aslightng.com | www.aslighting.com

TOLL FREE: 800-1101-1101 | LOCAL: 718-369-1100 | Shipping & Receiving: 322 Monmouth Street, Trenton, NJ, 08609

Specifications and dimensions are subject to change without notice / Consult your ASL lighten representative.  
© Copyright © 2026 ASL Lighting Inc. All rights reserved.



Approval upon request

# STANDARD OPTIONS

**STANDARD BASE CONSTRUCTION**

CR Steel Construction






**STANDARD LENS**

Satin White Acrylic

**STANDARD FINISH**

Chocolate Linen




MODEL #RFOB ORDER FORM

WATTAGE *	VOLTAGE	KELVIN	SIZE
W9 - 9	Standard Voltage: ND - 120V NON DIMMABLE	 27K	D16 - D16 H5 1/4
W12 - 12		 30K	D18 - D18 H5 1/4
W15 - 15	DV - 120V/277V NON DIMMABLE	 35K	D23 - D23 1/4 H5 1/4
W20 - 20	TD - 120V TRIAC/ELV DIMMABLE	 40K	
W24 - 24	DVD - 120/277V 0-10V DIMMABLE	 50K	
W31 - 31			

\* Up to 200W available on fixtures over 24".

# SPECIAL OPTIONS AVAILABLE (ONLY WHEN REQUIRED)

TECHNOLOGY	ACCESSORIES
EMG - Emergency EMGR - Emergency Remote OS - Occupancy Sensor OSCD - Occupancy Sensor Step Dimming PC - Photo Control	BB - Back Box (Extended Base) BBX - Back Box (Extended Base) (Conduit Holes Optional) CCS - Cable Cord Suspension System FI - Finial PK1 - Canopy/Pendant Kit/1 ROD PK2 - Canopy/Pendant Kit/2 RODS PK3 - Canopy/Pendant Kit/3 RODS

LENS OPTIONS
<div style="display: flex; justify-content: space-around; align-items: center;"> <div style="text-align: center;">  LJL-JUTE LINEN                 </div> <div style="text-align: center;">  LR-RAPIDS                 </div> <div style="text-align: center;">  LWL-WHITE LINEN                 </div> </div>

Not seeing what you're looking for? Contact us to discuss more options.



**ASL LIGHTING**

725 East state St. Trenton, NJ 08609 | info@aslightng.com | www.aslighting.com

TOLL FREE: 800-1101-1101 | LOCAL: 718-369-1100 | Shipping & Receiving: 322 Monmouth Street, Trenton, NJ, 08609

Specifications and dimensions are subject to change without notice / Consult your ASL lighten representative.

© Copyright © 2026 ASL Lighting Inc. All rights reserved.



Approval upon request